

FM 2630 Auto Air



ADR 80/03 Model
6 x 4 Cab Chassis

* Illustration may contain item not standard to the model

KEY FEATURES

- 300 Horsepower
- Jake Type Engine Brake
- ABS Brakes
- Allison 3500 Automatic Transmission
- Air Suspension on rear axles
- ECER29 Cab Strength Compliant
- FUP (ADR 84/00 Complied)
- Drivers SRS Airbag
- Heated & Electrically Operated External Mirrors
- ISRI 6800 Drivers seat with integrated Safety Belt

KEY SPECIFICATIONS

GVM.	26,000kg
GCM.	36,500kg
Power	221kW @ 2100 RPM
Torque	1079Nm @ 1100 RPM
Transmission	Six-speed automatic
Wheelbase	5250mm





FM 2630 Auto Air

Engine & Driveline specifications

ENGINE

Model	Hino A09C-TT
Max. output (ISO Net)	221kW (300 PS) at 2100 RPM
Max. output (JIS Gross)	224kW (305 PS)
Max. torque (ISO Net)	1079Nm (110kgf/m) at 1100 RPM
Max. torque (JIS Gross)	1098Nm (112kgf/m)
Max. engine speed	2100 RPM
Engine compliance	ADR 80/03
Type	Diesel, turbocharged & intercooled, six-cylinder in-line, overhead camshaft & water-cooled
Combustion system	Direct injection with EGR
Bore & stroke	112 x 150mm
Piston displacement	8.866L
Compression ratio	17:1
Engine oil capacity	28.7L
Coolant capacity	33.5L
Fuel injection pump	Electronic control common-rail type
Intake system	Stack-type air intake
Air cleaner	Dual paper elements
Air compressor	Single cylinder, water-cooled
Bore & stroke	85 x 60mm
Fan clutch	Equipped
Exhaust	Horizontal outlet with DPR
Emission Control System	EGR & DPR meeting ADR 80/03 using EURO V Std

TRANSMISSION & GEAR RATIOS

Model	Allison 3500
Type	Six forward and one reverse speeds, double overdrive, automatic
Rear axle gear ratio	5.428:1

1st	4.593
2nd	2.257
3rd	1.535
4th	1.000
5th	0.749
6th	0.651
Rev	4.999

PERFORMANCE

Calculations based on 26.0 ton GVM, 11R22.5 drive tyres

Engine RPM @ 100km/h	1850
Speed limited to	100
Max theoretical speed (km/h)	113
Gradeability tan θ (%) @ GVM	49.2
Rear axle gear ratio	5.428:1

BRAKES

Type	Full air, dual circuit, "S" cam type, leading & trailing shoes for front and rear
Drum diameter x lining	
Width	Front: 406.4 x 152mm Rear: 406.4 x 216mm
Air dryer	Equipped
ABS	Equipped
Parking brake	Spring brake, acting on FA & FR axles
Engine brake	Jake type equipped
Auto-slack adjuster	Equipped

AXLE LOAD & TYPE

Axle load limit	Front axle	6500kg
	Rear axle	20,000kg
Front axle type	MF671 series, Reversed Elliot, I-Beam	
Rear axle type	THD17 full-floating single reduction, single-speed hypoid, Tandem Drive with inter axle differential lock	

SUSPENSION

Front suspension Type	Semi-elliptic tapered leaf springs with shock absorbers
Size	1470 span x 80mm width
Rear suspension Type	Hendrickson HAS air bag suspension with shock absorbers

WHEELS & TYRES

Wheel type	10-stud disc wheel (ISO type) 335 PCD
Rim size	8.25 x 22.5 – 165-12mm
Tyre size	Front: 295/80R22.5 – 152/148 Rear: 11R22.5 – 148/145
Number of tyres	Eleven (including one spare tyre)
Spare tyre carrier	Equipped

FUEL TANK

Capacity	300L
Fuel pre-filter & sedimentor	Equipped
Fuel tank cap key	Equipped



FM 2630 Auto Air

Cab, Instrumentation & Chassis

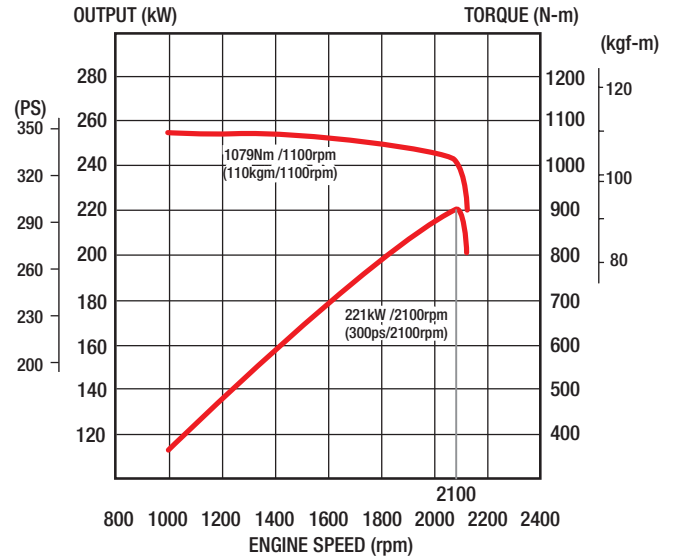
CAB DETAILS

Type	Forward control, all-steel construction, mounted on coil spring suspension with electro hydraulic tilt mechanism
ECER29 Cab strength.	Compliant
Drivers SRS Airbag.	Equipped with pretensioner seatbelt
Seating capacity	Three
Driver's seat	ISRI 6800 with Urethane foam pads, high-back, lumbar support, Multi adjustable, air suspended, with integrated safety belt
Side passenger's seat	Urethane foam pads, high-back & reclining seat with fabric cover & air suspension
Centre passenger's seat.	Urethane foam pads & foldaway type with seat back tray, fabric cover
Seat belt	3-point type on driver's & side passenger's seat
Sun visor and overhead console	For driver & passenger sides
Windshield wipers	Electric, dual, intermittent & 2-speed
Ventilator	Forced type by electric blower
Rear view mirrors	External: Electric & heated, two flat type, two convex spotters
Cigarette lighter 24V	Equipped
Floor mat	Vinyl type
Front air spoiler	Equipped
Central locking & keyless entry	Equipped
Heater and defroster	Standard
Air conditioner	Standard
Trim	Full trim type (side, roof & back)
Cab pockets	Equipped for driver's side
Power windows	Equipped
Rest area	Equipped
Audio	DAB AM/FM radio with CD & DVD player and Bluetooth
Speakers	Driver & passenger sides
Foot rest	Equipped
Engine control link	Equipped
Cup holder	Equipped

ELECTRICAL

Type	24V, negative earth
Batteries	2 x 12V, series-connection. Capacity 120Ah at 20-hour rate
Alternator type	Brushless with built-in rectifier & voltage regulator
Capacity	24V, 90A
Starter type	24V, 6.0kW
Headlamps	Halogen type including fog lamps
High/low beam	Equipped
Fluorescent reading lamp	Equipped
Electric horn	Equipped

POWER & TORQUE CHART (ISO Net) A09C-TT



INSTRUMENTS

- Meters & gauges**
 - Speedometer with trip meter
 - Odometer
 - Tachometer
 - Fuel gauge
 - Coolant temperature gauge
 - Air pressure gauge
- Switches**
 - One-key starting-stopping
 - Lighting
 - Directional indicator, dimmer & passing
 - Wiper & washer
 - Hazard lamp
 - Map lamp
 - Fog lamp
 - Engine brake
 - DPR regeneration
 - Mirror controls
- Warning, pilot lamps & buzzers**
 - Oil pressure warning lamp & buzzer
 - Air pressure warning lamp & buzzer
 - Engine over-run warning buzzer
 - Coolant level warning lamp & buzzer
 - High beam indicator lamp
 - Turn signal indicator lamp
 - Parking brake indicator lamp
 - Seat belt warning lamp & buzzer
 - Engine brake indicator lamp
 - Engine control system warning lamp
 - Hazard indicator lamp
 - Back-up warning buzzer
- Others**
 - Idle up control knob
 - Horn button
 - 12V electric source

STEERING

Type	Telescopic and tilt steering column with locking device. Recirculating ball with Integral Power Steering
Gear ratio	20.2:1
Steering angle	Inside: 39-42° Outside: 32°

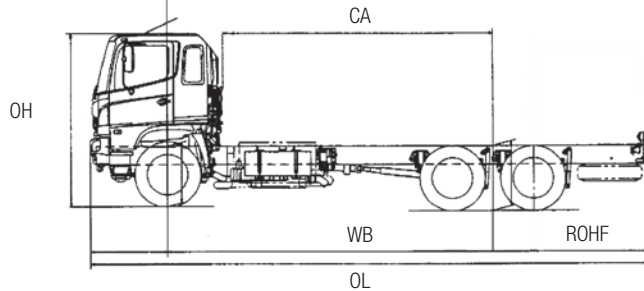
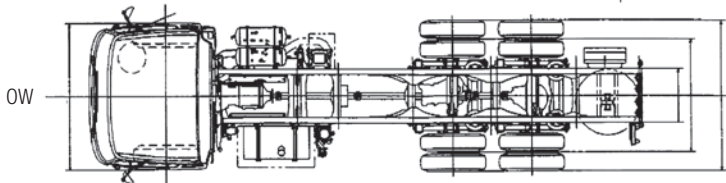
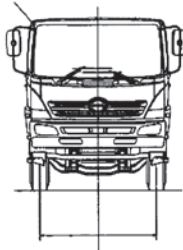
CHASSIS FRAME

Type	Ladder-shaped channel-section side rails
Rear chassis width	870mm
Max. section (depth x flange x thickness)	Main: 300 x 90 x 8.0mm Inner: 284 x 77 x 3.2mm
Tensile strength	540N/mm ² {55 kgf/mm ² }
Hooks	Equipped for front and rear
Chassis step	Equipped
Factory FUP	Equipped



FM 2630 Auto Air

Dimensions



DIMENSIONS - mm / Capacities

Model	Hino FM 2630 Long Auto Air
Production code	FM1ARMG-VHU
Wheelbase (WB)	5250
Overall length (OL)	8995
Overall width (OW)	2450
Overall height (OH)	2830
Cab to rear axle centre (CA)	4365
Rear overhang (at frame end) (ROH)	2445
Front chassis height (HF)	1015
Rear chassis height (HR)	1060
Road clearance (at diff. case) (RC)	245
Front track (FT)	1925
Rear track (RT)	1840
Turning circle kerb to kerb	20,400
Turning circle wall to wall	21,850
Chassis mass – kg (standard tools, 10 litres of fuel, without spare tyre)	
Total	7100
Front	3505
Rear	3595
GVM	26,000
GCM	36,500

GENUINE ACCESSORY OPTIONS

Chrome wheel covers	Stoneguard
Sat Nav	Sunvisor
Rear vision camera (up to 3)	Timber dash panel
Roof scoop	Engine driven PTO 1:1
Side skirts	FUP compliant Bull and bumper bar

Please check with your dealer for price, availability & fitment for these options

WARRANTY

New vehicle warranty period

Medium Duty Model	Axle configuration	Standard warranty <small>(whichever comes first)</small>	Cab corrosion perforation
500 FM 2630 Auto Air	6 x 4	3 years or 200,000km	36 months

Battery warranty – 12 months from date of delivery

Genuine parts or accessories warranty – 3 years unlimited kilometres when fitted by an authorised Hino dealer *

* For conditions, refer to the Hino Parts & Service warranty brochure

DISCLAIMER

Important notice. Hino Trucks are distributed in Australia by Hino Motor Sales Australia Pty Ltd A.C.N. 064 989 724.

All efforts have been made to ensure the information contained in this brochure was correct at time of printing or uploading. Hino Motor Sales Australia Pty Ltd reserves the right to alter any details of the specifications and equipment without notice. Hino in so far as it is permitted by law to do so, shall not be liable in any way as a result of any reliance placed by any person on anything contained in this brochure. You should therefore check with your authorised Hino dealer at the time of ordering your motor vehicle to ensure that colour, specifications, equipment, design features and options are available for the vehicle you are ordering. Please note that some options may only be available in combination with others. Authorised Hino dealers will on request provide up to date information on all accessories, design features, prices and availability.