



# HINO 300

SERIES



**BUILT TO PERFORM. ENGINEERED FOR SAFETY.  
PROVEN RELIABILITY.**



# TESTED TO THE LIMITS OF DURABILITY AND RELIABILITY.

Quality, Durability and Reliability (QDR) are the principles the Hino reputation and name are built on. Now the Hino 300 Series takes QDR to the next level. With every component, body and engine part tested and retested for performance and longevity in all manner of road and weather conditions. This constant drive and determination to be the best is what sets the Hino 300 Series apart. It combines exciting new standards of efficiency and safety with a relentless commitment to QDR and delivering over the long run. No wonder Hino continues to experience success time and again at the legendary Dakar Rally.





# BUILT TO PERFORM. ENGINEERED FOR SAFETY. PROVEN RELIABILITY.

The Hino 300 Series is engineered for businesses that demand exceptional performance, dependable reliability, and long-term durability. Every 4x2 model comes equipped with an advanced Hino SmartSafe safety package as standard, which helps protect drivers, passengers and other road users. Choose from proven diesel or Hybrid Electric drivelines, featuring true automatic transmission across the diesel model range. With exceptional comfort and visibility in every cab, the 300 Series is built to take on the toughest workloads – day in and day out – with confidence.





# PERFORMANCE YOU FEEL. QUALITY YOU TRUST.

Built for purpose, the Hino 300 Series combines innovative safety and smart technology to support drivers behind the wheel. With exceptional cab ergonomics, intuitive controls and Hino SmartSafe with advanced driver-assist features, it's a working environment built for comfort, confidence and long-term efficiency.

**Navigation System (optional)**

Get where you need to go more efficiently with the Hino truck-specific satellite navigation system. This system includes live traffic updates - and offers alternate routing, plus 3 years over-the-air map and software updates.

**DIN Mounting Holes**  
All Wide Cab models feature blank DIN mounting holes in the dash for accessories that can be added later.

**Multimedia Unit**

10.1" Ultra High-Definition, capacitive touch screen, Wireless Apple CarPlay & Android auto compatible. Capable of connecting up to 6 multi-position cameras and supports AM/FM+RDS/ DAB + Radio, Bluetooth 5.0 Phone & Audio, USB 2.0 & 3.0, 2.4 Ghz Wi-Fi enabled.

**Reverse Camera**

Waterproofed from the elements, it offers wide view, high definition vision, along with infrared night vision. The system also features a microphone with volume control which allows the driver to hear their surroundings.

**Driver Instrument Panel**

Featuring a 4.2" TFT LCD Multi Information Display (MID) with an easy to read high contrast instrumentation cluster consisting of an enlarged centralised speedometer with an offset tachometer, a suite of warning gauges and lights. Get instant updates about your vehicle's operations including safety, economy, transmission and vehicle control systems.

**Cruise Control**

Automatically controls the road speed of the vehicle as set by the driver, which reduces fatigue and can improve overall fuel efficiency.



# HINO SMARTSAFE COMES STANDARD.



Hino SmartSafe is a comprehensive safety package featuring advanced driver-assist technologies designed to help protect drivers, passengers and other road users. Best of all, it comes standard across the entire 300 Series 4x2 range, not as an optional extra.

**Anti-Lock Braking System (ABS)\***  
Heavy braking applications can spell potential danger for drivers and other road users. ABS modulates braking pressure to prevent wheel lock up, if detected it will help the driver to maintain vehicle control and road safety.

**Vehicle Stability Control (VSC)\***  
VSC can prevent the truck from rolling over, understeer, or oversteer situations when entering or exiting a corner too fast by monitoring the steering angle, wheel rotation speed, yaw rate and lateral G forces. VSC is also able to enhance vehicle stability on slippery surfaces by autonomously reducing engine power and applying the brakes to individual wheels, helping to prevent the truck from sliding.

**Pedestrian Detection (PD)\***  
Can detect a pedestrian in front of the vehicle. If the system senses the possibility of a collision, it will warn the driver to apply the brakes using both visual and audible alerts. If the system determines imminent collision, it can autonomously apply the brakes.

**Lane Departure Warning System (LDWS)\***  
Alerts the driver both visually and audibly if the truck is deviating from its lane without the turn indicators being activated.

**Pre-Collision System (PCS)\***  
The system can detect a vehicle in front using radar and image sensors. Should it detect the possibility of a collision, it can warn the driver to apply the brakes using both visual and audible alerts. If the system determines imminent collision, it can autonomously apply the brakes to mitigate damage.

Photographs are representative only and may not reflect actual vehicle colours, accessories, or option packages. Please check with your dealer regarding colour order and timing for delivery.  
\*The driver remains solely responsible for driving safely. This safety system is a secondary aid to assist the driver and has limitation in recognition and performance. Please refer to the Hino 300 Series Owner's Manual for details on system operation and functionality.

# SAFETY THAT WORKS AS SMART AS YOU DO.

In today’s challenging economy, providing a safe working environment is central to business success, which is why safety continues to be a central design principle of all Hino trucks, and the Hino 300 Series is no different. Best of all, Hino SmartSafe comes standard across every Hino 300 Series 4x2 model. Giving you confidence, no matter where the road takes you.



### Cab Safety Cell

The cab is purpose-designed and built to comply with stringent driver and passenger safety criteria. All 300 Series models are constructed to meet UN ECE R29 European crash certification.

### Easy Start

Available on all manual and Hybrid models in the range. Prevents roll-back when starting on hills by maintaining brake force even after the brake pedal has been released.

### Daytime Running Lamps (DRL's)

When you increase your visibility, you increase your safety profile. DRL's are designed to announce your presence and run any time the truck headlamps are not being operated. Boasting enhanced aesthetics as well as safety, they are standard on all conventional diesel models.

### Four-Wheel Ventilated Disc Brakes

Together with ABS braking, Electronic Brake-Force Distribution (EBD) and Brake Assist (BA), consistent stopping power and stable braking properties are delivered, especially at higher speeds and regardless of how the vehicle is laden.

### Engine Immobiliser

To protect against theft, the engine immobiliser ensures the engine cannot be started unless the factory-supplied key is used.



Photographs are representative only and may not reflect actual vehicle colours, accessories, or option packages. Please check with your dealer regarding colour order and timing for delivery.



# THE AUTOMATIC CHOICE FOR EFFORTLESS PERFORMANCE.

With proven driveline combinations, the Hino 300 Series is equipped with a 4 or 5-litre common rail turbo-diesel engine that meets Euro 5 and Enhanced Environmentally-Friendly Vehicle (EEV) emission standards. These engines deliver a strong balance of power and efficiency for a wide range of applications.

Performance options expand further with the 721 models, which feature a Gross Vehicle Mass (GVM) of 4.5 or 6.5 tonnes and are powered by the high-horsepower Hino J05 engine. These models offer more customers the opportunity to experience the driving performance of Australia's most powerful Japanese-built light-duty trucks — and they can even be driven on a car licence.

### True Automatics Across the Range

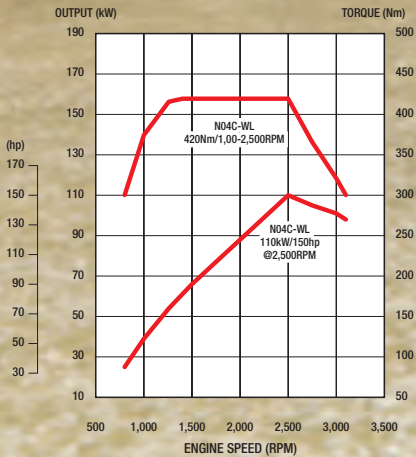
Hino is the only Japanese truck manufacturer to offer a true automatic transmission across the entire 4x2 light-duty range. With no clutch and no torque interruptions between gear shifts, the Hino 300 Series delivers smooth acceleration, reduced driver fatigue and lower maintenance costs throughout the life of the vehicle.

### Manuals Across the Range

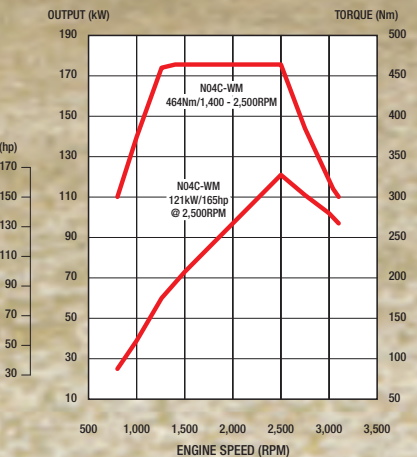
For drivers who prefer manual control, the Hino 300 Series offers a five-speed manual gearbox on Standard Cab models and a six-speed manual gearbox on Wide Cab models.



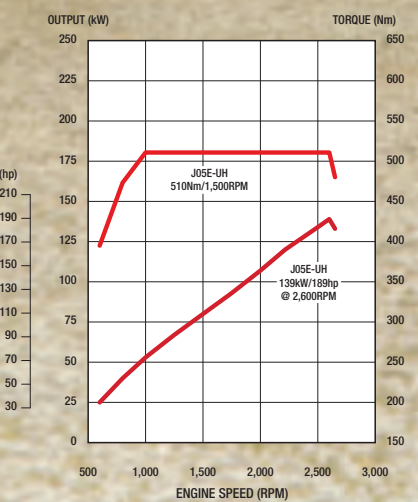
**N04C-WL - 4L STD CAB MANUAL AND AUTOMATIC - 4L WIDE CAB AUTOMATIC**



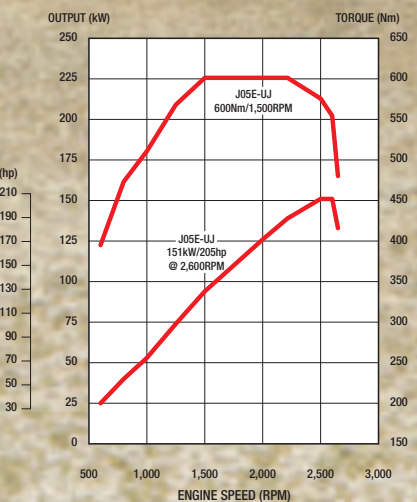
**N04C-WM - 4L WIDE CAB MANUAL**



**J05E-UH - 5L SIX-SPEED MANUAL**



**J05E-UJ - 5L AUTOMATIC**





# BUILT FOR BUSINESS. DESIGNED FOR THE DRIVER.

Step into a cab designed with the driver in mind. The Hino 300 Series delivers exceptional levels of comfort and functionality, starting with a tilt and telescopic steering wheel and an adjustable torsion bar suspended driver's seat on all Wide Cab models. Smart details like a foldable shift lever allow for easy cross-cab movement, while generous cabin storage keeps your workspace organised. Every element is designed from the driver's perspective to improve accessibility, reduce fatigue and make your daily drive more enjoyable.

### Air Conditioning

All models have factory-fitted air conditioning. Crew Cab models feature an additional rear air conditioner unit, which ensures that rear crew passengers remain as comfortable as those in the front.

### Steering Wheel Mounted Controls

Another first for a light-duty Japanese truck. The steering wheel mounted controls ensure ease of use of key functions such as Bluetooth phone operation, multimedia unit functions, cruise control operation and multi instrumentation display menus.

### Tilt & Telescopic Steering

Easily tilt and reposition the steering wheel up or down for optimum driver comfort. The telescopic steering column is designed with a collision absorbing steering wheel to help protect the driver in the event of a front-on collision.

### Storage

Multiple bottle holders are located throughout the cab and the dash has been designed with open storage areas for many smaller items. The centre passenger seat can be folded down to be used as a paperwork tray. Overhead consoles are provided on both the driver and passenger sides.

### Driver's Suspension Seat

All models are fitted with an ergonomically designed fully-adjustable driver's seat for maximum comfort. All driver's seats in Wide Cab models feature torsion bar suspension and a large slide adjustment range on inclined rails, accommodating varying occupant heights, maximising comfort and reducing fatigue.



# PROVEN IN AUSTRALIA. TRUSTED BY BUSINESS.

Trusted by businesses for day in and day out reliability, the Hino 300 Series is engineered to handle tough Australian conditions and the demands of high-kilometre operations. Strength and durability are matched with advanced safety and visibility features, seamlessly integrated from the design stage, to deliver lasting performance and driver comfort.

**Wide View A Pillars**  
Wide View A Pillars provide high visibility, improving forward vision and reduces blind spots.

**Accessibility**  
Oversized door openings and a step and handle layout designed with WHS standards in mind, aid ease of cab ingress/egress. The gearshift lever can be folded to allow the driver to slide across to the passenger side if required.

**Visibility (Outer Mirrors)**  
Large, flat, heated and electronically adjustable main mirrors with manually adjustable convex spotter mirrors. This gives the driver a comprehensive view of whatever is behind and to the side of the cab for improved safety. Complemented by the standard reverse camera, the driver has near 360° view of the vehicle's surroundings.

**Aerodynamic Design**  
The cab has been designed with aerodynamic performance in mind. The rake of the windshield helps air easily flow over the cab for aerodynamic and fuel efficiency.



**Entry Step**  
Large footsteps allow for ease of cab ingress/egress, while helping to keep mud and grit out of the cab.

Photographs are representative only and may not reflect actual vehicle colours, accessories, or option packages. Please check with your dealer regarding colour order and timing for delivery.



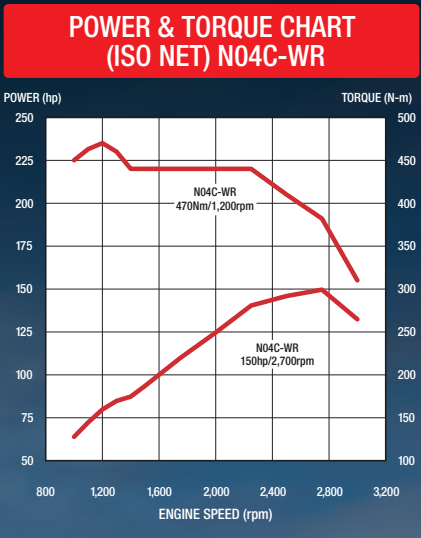
# AUSTRALIA'S ONLY HYBRID ELECTRIC TRUCK RANGE.

The Hino 300 Series Hybrid Electric light-duty truck is the perfect solution for your business. Delivering up to 22%\* in fuel savings and emission reductions, no recharging or range limitations, and customers can select from car-licenced 4.5 tonne GVM, up to the maximum light-rigid licenced 8 tonne GVM.

At its core is the Hino N04C 4-litre common rail injected diesel engine, producing 150hp (110kW) and 470Nm of torque, delivered in combination with the electric motor, maximum torque is available at a very low 1200RPM. Efficiency is further increased by the six-speed automated transmission coupled directly to the electric motor, ensuring smooth take-offs and seamless gear changes.

Leading the way in low-emissions for over 18 years, the Hino Hybrid Electric meets stringent Euro 6 emissions standards and comes equipped with the advanced Hino SmartSafe safety package, as standard.

Delivering the same in-cab technology and driver comfort found across the entire 300 Series range, and backed by the proven technology of the Toyota Group - The Hino Hybrid Electric is the smarter choice for today's transport needs.



\*Fuel savings based on internal testing comparing the Hybrid Electric model to an equivalent Diesel model. Actual results will vary depending on the application of the vehicle and how it is driven.



# READY FOR WORK. BUILT TO PERFORM.

The Hino 300 Series Built to Go range offers light-duty customers a high quality, cost effective and versatile drive away solution.

Every Built to Go truck comes with Hino SmartSafe as standard, along with the same driver comfort, in-cab technology and 5 Years Warranty<sup>^</sup> support found across the entire 300 Series range.

With a wide selection of Hino Genuine tray and tipper options, Australia's hardest working trucks are ready to go right now.



<sup>^</sup>Maximum kilometre limitations apply: 5 years or 250,000km, whichever comes first. Components not covered include: All maintenance and service related items including adjustments and calibrations, equipment and bodies mounted to vehicles.



# GENUINE ACCESSORIES. DESIGNED FOR YOUR BUSINESS.

Hino Genuine Accessories are designed to fit your truck perfectly and perform reliably in Australian conditions. From practical upgrades to safety and comfort enhancements, each accessory is tested and engineered to meet Hino's exacting QDR standards, delivering the quality, durability and reliability you can count on. All backed by a 3 Years Unlimited Kilometre Parts Warranty when fitted by an authorised Hino dealer, giving you added confidence and long-term value with every addition.



Premium Bullbar



Weathershield



Heavy-duty Tow Bar Kit



Wheel Cover



Fleet Bullbar



Sun Visor



Dash Camera  
(DVR Camera System)



Dash Mat



Tyre Pressure Monitoring System



Footwell Liner



UHF CB Radio



Navigation System



Rubber Floor Mat



Stone Guard



Lane Change Assist System



Seat Covers - Canvas



Seat Covers - Carbon



Seat Covers - Sheepskin

\*Please refer to the website for full terms and conditions on 3 years unlimited kilometre parts warranty.



# THE POWER TO SUIT ANY INDUSTRY.

Over 20 years, Hino has delivered one of Australia’s most trusted light-duty truck ranges, known for performance, reliability and safety. With more than 60 models available, including Standard, Wide and Crew Cab variants, Hybrid Electric options, or turn-key Built to Go solutions, there’s a versatile solution designed to meet a wide range of applications.

## Hybrid Electric



Standard Cab



Wide Cab

## Single Cab



Standard Cab 4L



Wide Cab 4L



Wide Cab 5L

## Crew Cab



Wide Cab 4L



Wide Cab 5L

# PLAN AHEAD WITH CAPPED PRICE SERVICE.

THAT’S ANOTHER HINO **ADVANTAGE**



For added peace of mind, 5 Years Warranty<sup>^</sup> and 5 Years Roadside Assist come standard across the entire 300 Series model range. Plus, Capped Price Servicing helps you plan ahead and manage operating costs when work is required. All servicing is carried out by factory-trained technicians using advanced diagnostic tools and Genuine Parts, so you know your truck is maintained in peak condition. Vehicle software updates and a 3 Years Unlimited Kilometre Parts Warranty<sup>#</sup> are also included. With the online Capped Price Service calculator, it’s easier than ever to budget confidently and keep your truck on the road where it belongs. Visit [hino.com.au](http://hino.com.au) to find out more.



Factory Trained Technicians



Advanced Hino Diagnostic Equipment



3 Years Unlimited Kilometre Parts Warranty<sup>#</sup>



Vehicle Software Updates



Nationwide Network Of Service Centres

<sup>^</sup>Maximum kilometre limitations apply: 5 years or 250,000km, whichever comes first. Components not covered include: All maintenance and service related items including adjustments and calibrations, equipment and bodies mounted to vehicles. <sup>#</sup>Please see website for full terms and conditions.



# YOU HAVE OUR TOTAL SUPPORT.

THAT'S HINO **ADVANTAGE**

Hino Advantage is all about you. It's the total support customer care program designed to keep your business driving ahead. Hino Advantage provides you access to an extensive range of integrated support solutions that are driven to do more for you.

Operating safely is critical for any business, and Hino SmartSafe guarantees safer travels for drivers, passengers, and other road users alike.

With efficiency being a key part of your profitability, Hino-Connect is the cutting-edge telematics solution that delivers superior business intel to help you make smarter business decisions. And because you want to avoid unforeseen costs over the long run, we have Capped Price Servicing across the range.

Now you can profit from solutions that allow you to budget ahead, minimise costly downtime and maximise uptime.

**Hino Advantage. More support, more solutions, more for you.**

Find out more at [hino.com.au/hino-advantage/](http://hino.com.au/hino-advantage/)







**For further information please visit [hino.com.au](http://hino.com.au) or call 1300 014 466**

Hino Trucks are distributed in Australia by Hino Motor Sales Australia Pty Ltd A.C.N 064 989 724. All efforts have been made to ensure the information contained in this brochure was correct at time of printing or uploading. Hino Motor Sales Australia Pty Ltd reserves the right to alter any details of the specifications and equipment without notice. Hino in so far as it is permitted by law to do so, shall not be liable in any way as a result of any reliance placed by any person on anything contained in this brochure. You should therefore check with your authorised Hino dealer at the time of ordering your vehicle to ensure that colour, specifications, equipment, design features and options are available for the vehicle you are ordering. Please note that some options may only be available in combination with others. Authorised Hino dealers will on request provide up to date information on all accessories, design features, prices and availability. HB300 – 09/2025