

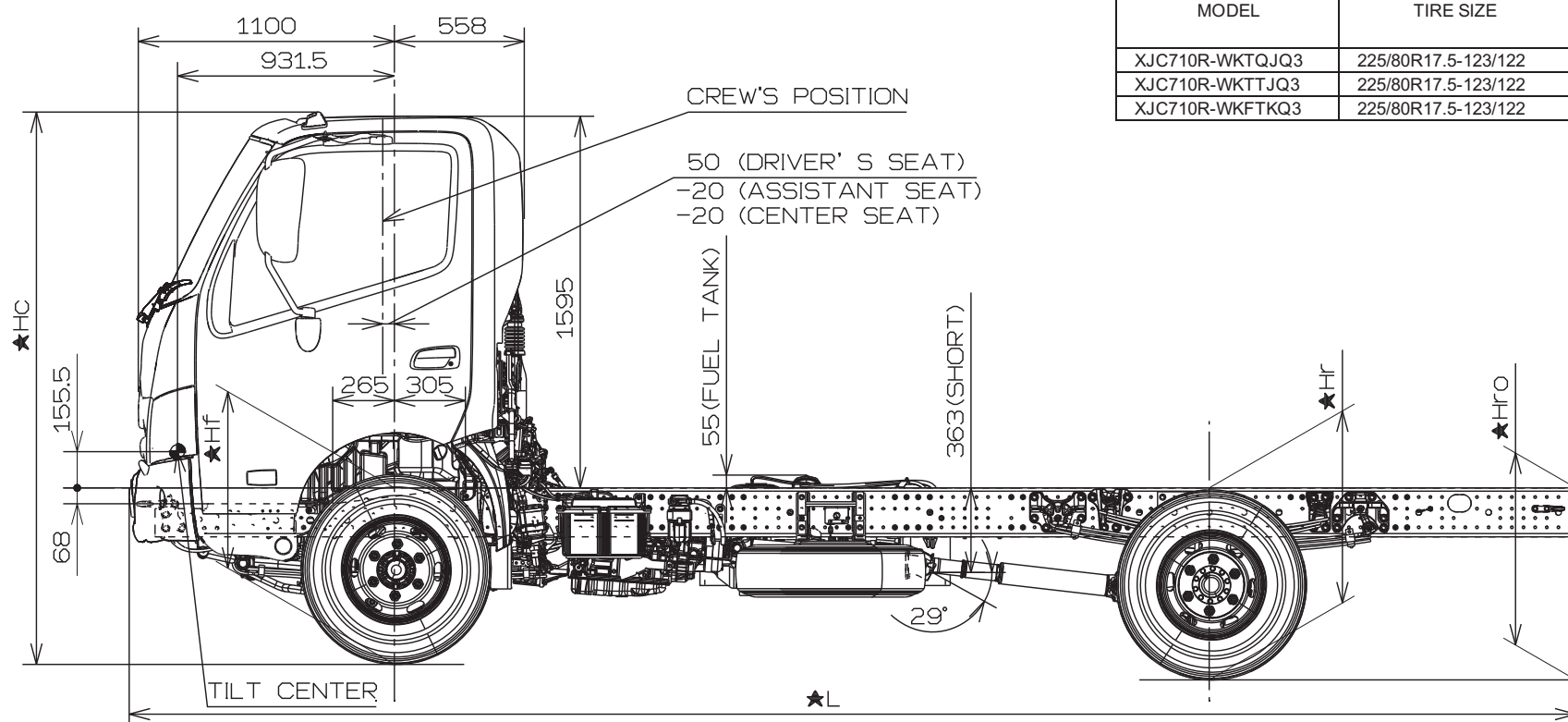
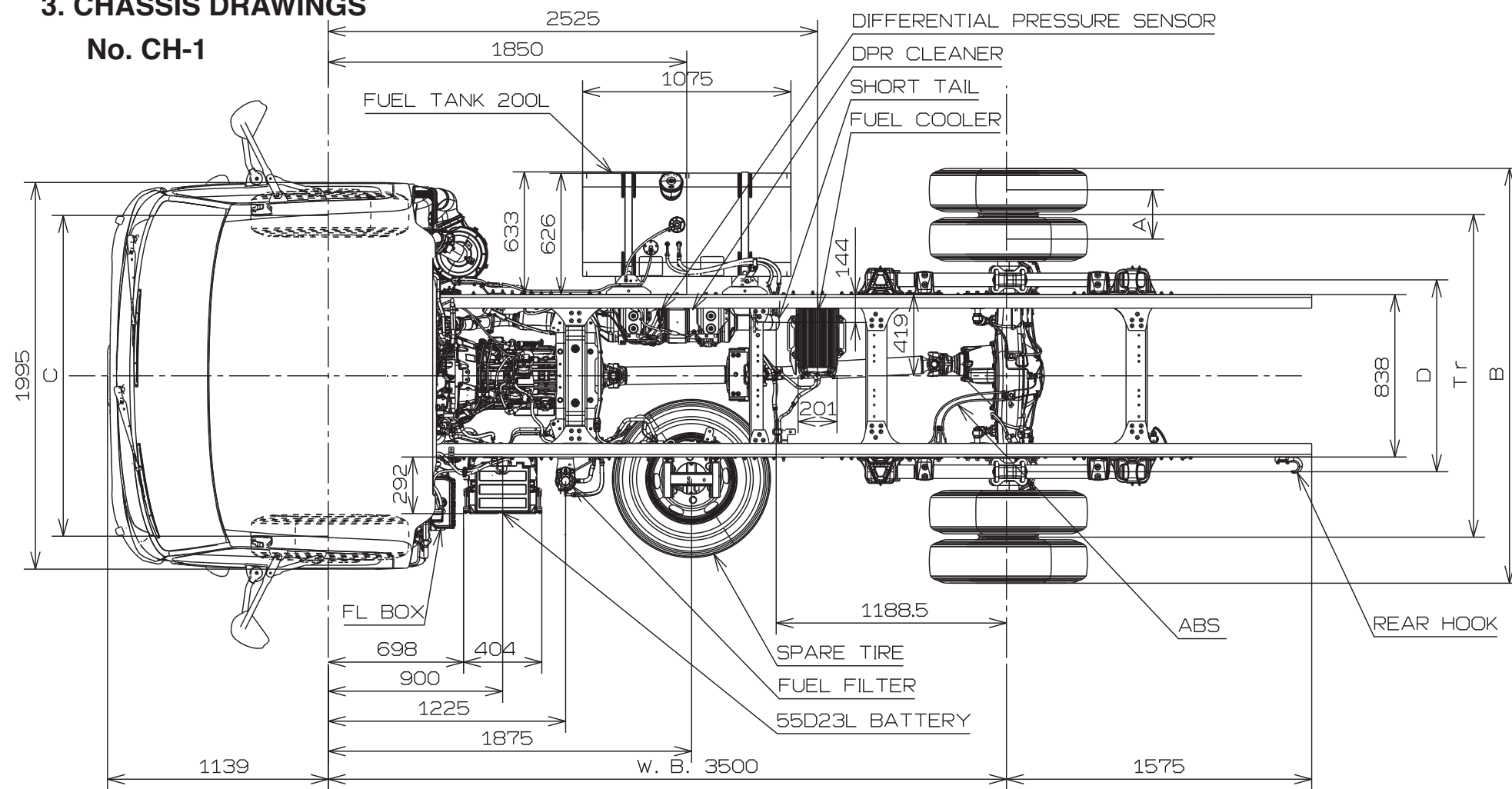
300 Series MY20 Cab & Chassis drawings

Model	721 Wide CAB	
Variant	Product Code	Chassis drawing
721 AT 3500 WIDE	XJC710R-WKTQJQ3	CH-1
721 AT 3800 WIDE	XJC720R-WKTQJQ3	CH-2

3. CHASSIS DRAWINGS

No. CH-1

Unit : mm



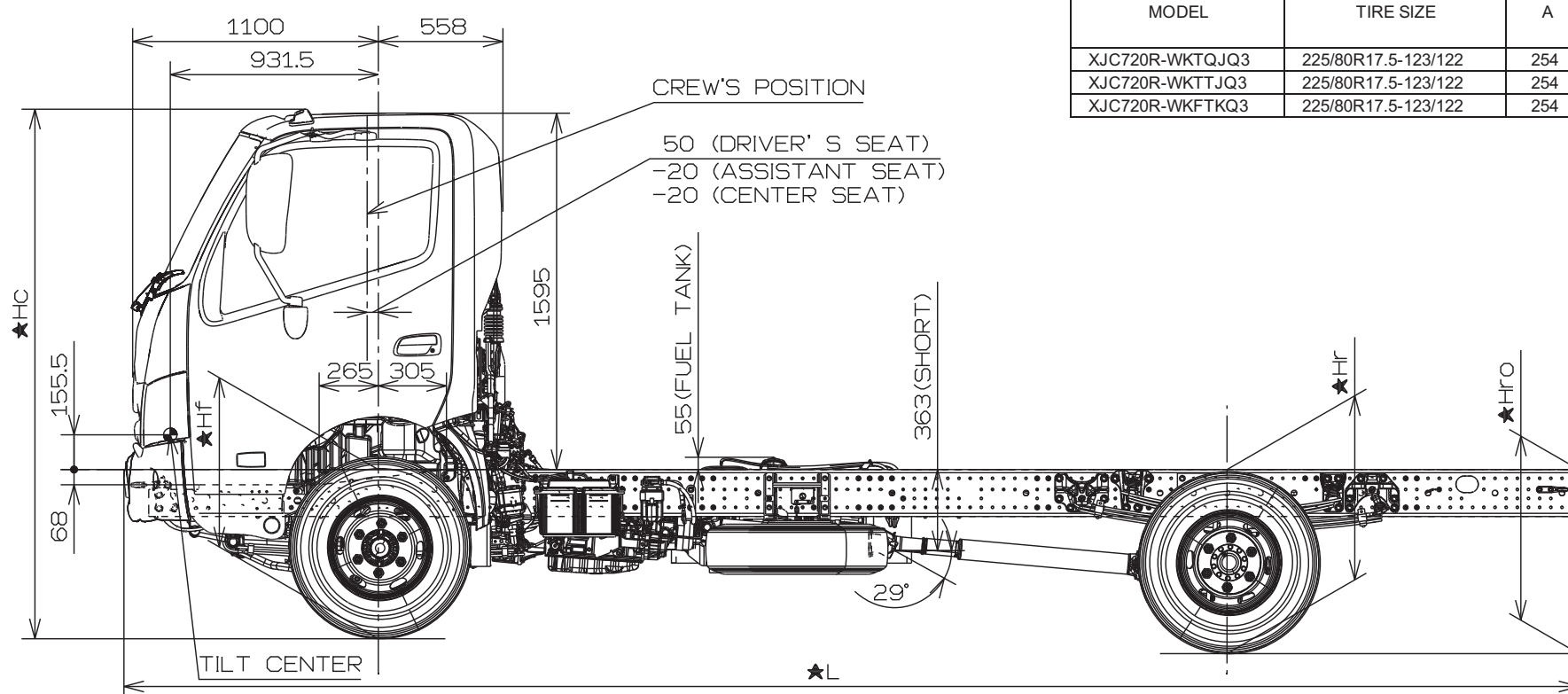
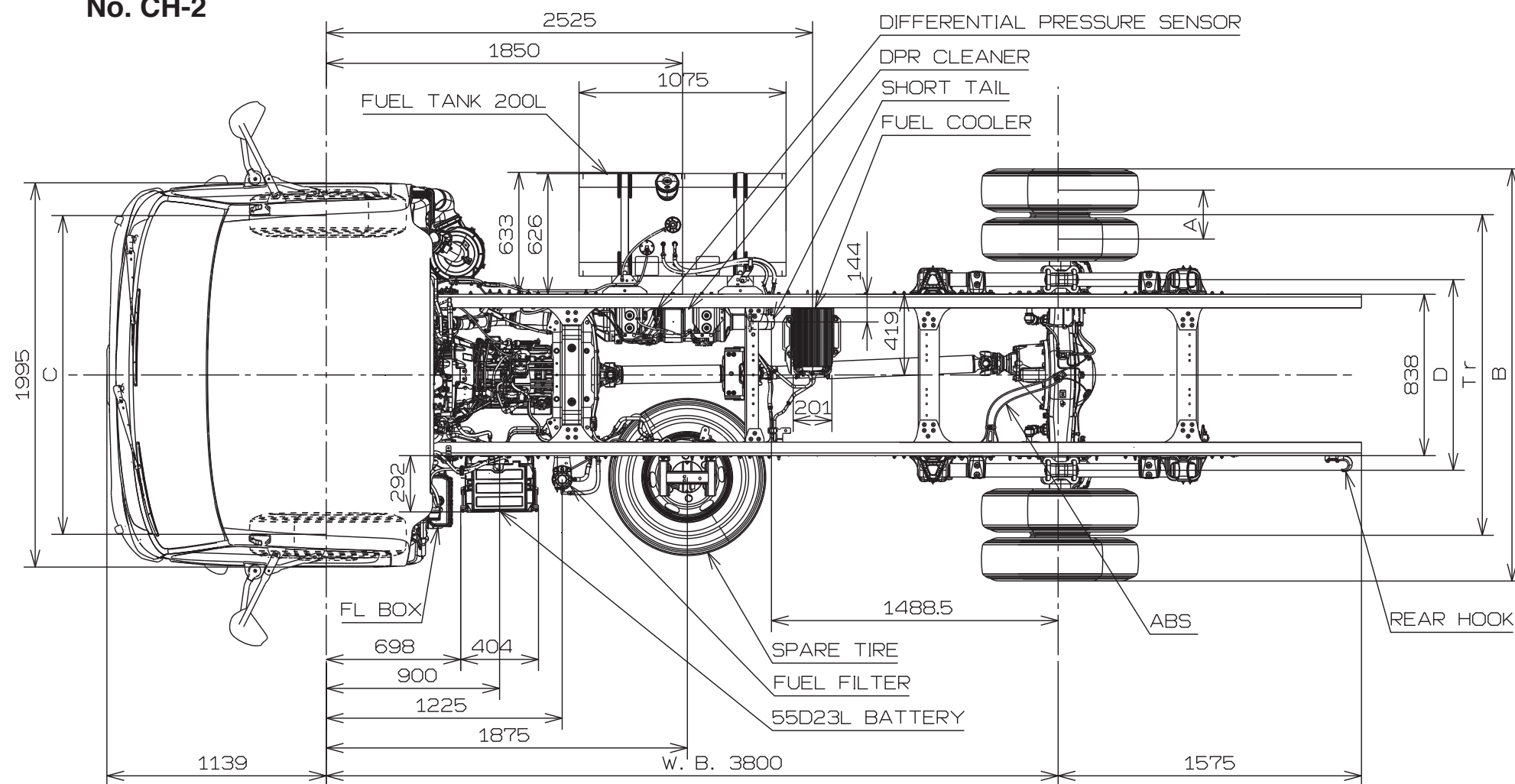
MODEL	TIRE SIZE	A	B	C	D	Tr	DETAIL OF ★L				★L	★Hc	★Hf	★Hr	★Hro
							FRAME	HOOK	SPARE TIRE	Rr. BUMPER					
XJC710R-WKTQJQ3	225/80R17.5-123/122	254	2133	1655	990	1660	6206	6155	-	-	6206	2356	750	831	868
XJC710R-WKTTJQ3	225/80R17.5-123/122	254	2133	1655	990	1660	6206	6155	-	-	6206	2351	746	840	882
XJC710R-WKFTKQ3	225/80R17.5-123/122	254	2133	1655	990	1660	6206	6155	-	-	6206	2352	747	840	883

[NOTE]

- The dimensions described above are designed figure under the chassis condition.
- When selected or fitted optional equipment or local parts such as tire, leaf spring, fuel tank and etc., should be examined the frame height from ground by body manufacturer.
- Figures marked "★" dimensions are measured in parallel with the surface of the ground.
- In case of T/M MZZ6F, see the CAB BACK drawing.

No. CH-2

Unit : mm



MODEL	TIRE SIZE	A	B	C	D	Tr	DETAIL OF ★L				★L	★Hc	★Hf	★Hr	★Hro
							FRAME	HOOK	SPARE TIRE	Rr. BUMPER					
XJC720R-WKTQJQ3	225/80R17.5-123/122	254	2133	1655	990	1660	6505	6455	-	-	6505	2356	749	832	866
XJC720R-WKTTJQ3	225/80R17.5-123/122	254	2133	1655	990	1660	6506	6455	-	-	6506	2351	746	840	880
XJC720R-WKFTKQ3	225/80R17.5-123/122	254	2133	1655	990	1660	6506	6455	-	-	6506	2352	746	841	880

[NOTE]

- The dimensions described above are designed figure under the chassis condition.
- When selected or fitted optional equipment or local parts such as tire, leaf spring, fuel tank and etc., should be examined the frame height from ground by body manufacturer.
- Figures marked "★" dimensions are measured in parallel with the surface of the ground.
- In case of T/M MZZ6F, see the CAB BACK drawing.