

HINO

700 Series



6 x 4 Cab Chassis

*Illustration may contain items not standard to the model

KEY FEATURES

Pre-Collision System (PCS) including AEB & PD
 Vehicle Stability Control (VSC)
 Lane Departure Warning System (LDWS)
 Adaptive Cruise Control
 Engine retarder (Jake) brake
 Reverse camera
 ISRI 6860/870 NTS2 with integrated safety belt
 ADR 80/03 Emission level using Euro 6 Standard
 LED Main beam Headlamps with Daytime running Lamps (DRL)
 Polished Alcoa wheels
 Differential Cross Locks
 Driver Monitor (DM)
 Hino Connect Telematics

KEY SPECIFICATIONS

| | |
|--|------------------|
| GVM | 26,000kg |
| GCM | 45,000kg |
| Power | 360hp/265kW |
| Torque | 1,569Nm |
| Transmission | Hino 12 spd AMT |
| Wheelbases | 4.3m, 5.4m, 6.3m |
| Max Nominal Body Length | 6.0m, 8.0m, 9.3m |

ENGINE

| | |
|---|--|
| Engine model | Hino A09C-VN |
| Max.output (ISO Net) @ 1,800 rpm | 360hp/265kW |
| Max.torque (ISO Net) @ 1,100 to 1,600 rpm | 1,569Nm |
| Max. engine rpm | 2,100 |
| Engine compliance | ADR 80/03 using Euro 6 Standard |
| Type | Diesel, turbo & intercooled, 6 cylinder, OHC |
| Combustion system | Direct injection |
| Bore & stroke | 112 x 150 mm |
| Piston displacement | 8.866L |
| Fuel injection system | Electric control common rail |
| Air cleaner & intake | Behind cab mounted with paper element |
| Exhaust system | Horizontal outlet |
| Emission control systems | DOC,DPR & SCR after treatments |
| Engine immobiliser | Equipped |

TRANSMISSION & GEAR RATIOS

| | | | | |
|---------------------------|---|--------|-----|-------|
| Make, model & Description | Automated Manual Transmission (AMT) | | | |
| | Hino M112 12 speed AMT | | | |
| Shifter type | Dash mounted rotary switch with column mounted Sequential shifter | | | |
| GEAR RATIOS | 1 | 10.127 | 7 | 2.507 |
| | 2 | 8.054 | 8 | 1.994 |
| | 3 | 6.414 | 9 | 1.588 |
| | 4 | 5.101 | 10 | 1.263 |
| | 5 | 4.038 | 11 | 1.000 |
| | 6 | 3.211 | 12 | 0.795 |
| | R 1 | 9.902 | R 2 | 7.875 |
| Rear axle ratio | 3.900 | | | |

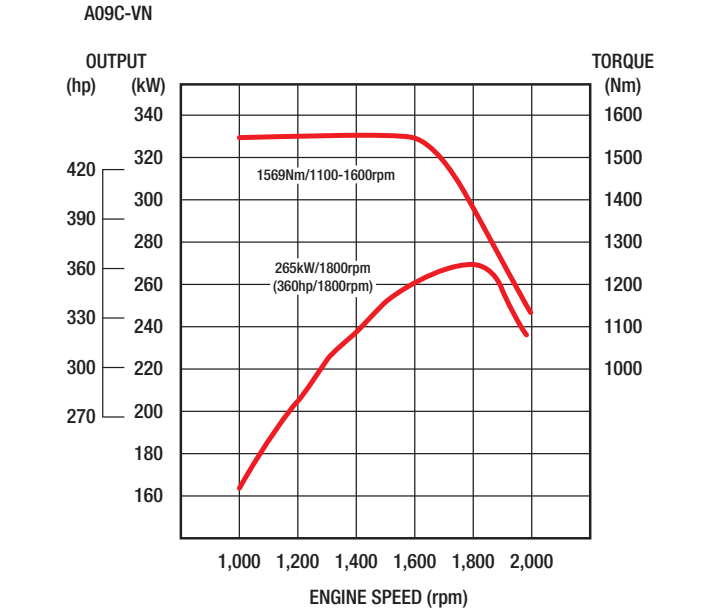
PERFORMANCE

| | |
|--|----------|
| Calculations based on 11R22.5 drive tyres @ 26 t GVM | |
| Engne RPM @ 100 km/h | 1,617 |
| Road Speed limited to | 100 km/h |
| Max theoretical speed km/h | 129 |
| Theoretical gradeability % @ GVM | 48.3 |

BRAKES

| | | |
|--|---------------------------------------|----------------|
| Type | Full Air, Taper Roller, Drum | |
| Control | Electronic Brake System (EBS) | |
| Drum area dimensions Diameter x width | Front | 406.4 x 152 mm |
| | Rear | 406.4 x 216 mm |
| Park brake | Spring brake acting on the drive axle | |
| Engine retarder (Jake) Brake | Equipped | |
| Exhaust Brake | Equipped | |
| Brake Sync | Brake pedal activated Engine brake | |

POWER & TORQUE CHART (ISO NET) A09C-VN



SAFETY FEATURES

| | | |
|---|------------------------------|----------|
| Active Safety Features – Hino SmartSafe | | |
| Vehicle Stability Control | VSC | Equipped |
| Anti-lock Brake System | ABS | Equipped |
| Pre-Collision System | PCS | Equipped |
| PCS is inclusive of | Autonomous Emergency Braking | AEB |
| | Pedestrian Detection | PD |
| Adaptive Cruise Control | ACC | Equipped |
| Anti-Slip Regulator | ASR | Equipped |
| Lane Departure Warning System | LDWS | Equipped |
| Reverse buzzer & camera | RC | Equipped |
| Driver Monitor | DM | Equipped |
| Daytime Running Lamps | DRL | Equipped |
| Safety Eye | SE | Equipped |
| Passive Safety Features | | |
| ECE-R29 Cab Strength Certification | | Equipped |
| SRS airbag for driver | | Equipped |
| SRS seatbelt pretensioner for driver | | Equipped |
| Shock absorbing & collapsible steering column | | Equipped |
| Front Underrun Protection (FUP) | | Equipped |

AXLE, SUSPENSION & LOAD LIMITS

| | | | |
|-------|------------------------------|---|--|
| FRONT | Front Axle Model & Type | MF 781R Reverse Elliot I-beam | |
| | Suspension | Taper Leaf Spring, shock absorbers & Stabiliser bar | |
| | Axle Limit (incl suspension) | 7,500 kg | |
| | Tyre limit | 6,900 kg | |
| REAR | Rear Axle Model & Type | THD 17 Tandem drive axle | |
| | Inter axle differential lock | Equipped | |
| | Differential Cross Lock | Front Rear & Rear Rear | |
| | Model | FS 2636 LEAF | FS 2636 AIR |
| | Suspension | Hino 6 Rod with Taper leaf springs | Hendrickson HAS with ECAS & Road Friendly Suspension Certified |
| | Axle Limit (incl suspension) | 21,000 kg | |
| | Tyre Limit | 21,800 kg | |

CHASSIS FRAME

| | | |
|---------------------------------|--|--|
| Type | Ladder-shaped channel section side rails | |
| Depth, Flange, Thickness | Refer to BMM | |
| Chassis width (at rear) | 840 mm | |
| Tensile strength | 620 N/mm² | |
| Front Underrun Protection (FUP) | Equipped | |
| Front tow hook | Equipped | |

WHEELS & TYRES

| | | |
|----------------------------|--|-------------|
| Wheel type | 10-Stud disc wheel (ISO type) PCD 335 mm | |
| Rim type & size | Polished Alcoa 22.5" x 8.25" | |
| Tyre size | Front and Spare | 295/80R22.5 |
| | Rear | 11R22.5 |
| Number of wheels and tyres | Eleven (11) including spare | |
| Spare tyre carrier | Equipped | |

FUEL TANK & SUPPLY

| | |
|-------------------------------|---------------------------------|
| Diesel tank type & capacity | Aluminium 390 Lts |
| Diesel tank lockable fuel cap | Equipped |
| Diesel fuel filtration | Primary, secondary & sedimenter |
| AdBlue® Tank Capacity | 28 Lts |

ELECTRICAL

| | |
|-----------------------------|-------------------------------|
| Type | 24 volt negative earth system |
| Batteries | 12 volt x 120 AH 115F51 x 2 |
| Alternator capacity | 90 amp |
| Starter type | 24v – 6.0kW |
| Main Beam Headlamps (LED) | Equipped |
| Daytime Running Lamps (LED) | Equipped |
| Cornering Lamps | Equipped |
| Electric operated air horn | Equipped |
| Reverse buzzer & camera | Equipped |
| 12 Volt 120W power socket | Equipped |
| USB 2.1A charging port | Equipped |

STEERING

| | | |
|----------------|--|-------------|
| Type | Telescopic and Tilt adjustable steering column, recirculating ball integral power steering | |
| Steering Angle | Inside 49° | Outside 34° |

GENUINE ACCESSORY OPTIONS

| | |
|------------------------------------|--------------------------------------|
| Bullbar | Rubber floor mats |
| Chrome wheel covers | Seat covers (Wool, Canvas, Carbon) |
| Cameras (up to additional 5 extra) | Stone guard |
| DVR | Sunvisor |
| Dash mat | Truck spec GPS nav with live traffic |
| Foot well Liners | Weathershields |
| Lane Change kit | Engine drive PTO 1:1 ratio |

Please check with your dealer for availability, price & fitment

CAB EXTERIOR

| | | |
|---------------------------|---|--|
| Type | Forward control, all steel, welded construction, Fully floating air suspended with electro hydraulic power tilt | |
| ECE R29 Cab Strength | Certified | |
| Windscreen wipers washers | Triple wet wiper arms | |
| Grille Colour | Chrome | |
| Outside rearview mirrors | 2 Flat type main, heated & electric control | |
| | 2 convex spotter type, mounted below the main | |
| | LHS kerb view & front kerb view mirrors | |
| Windscreen Glass | Heat absorbing laminated glass | |

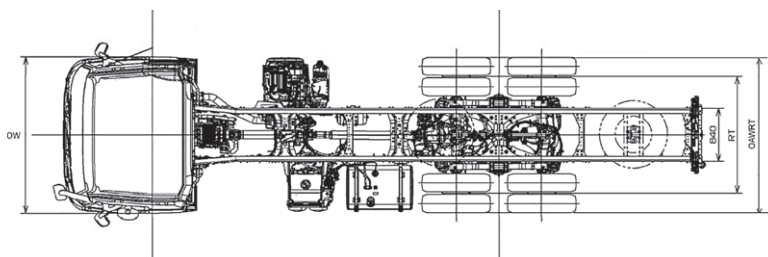
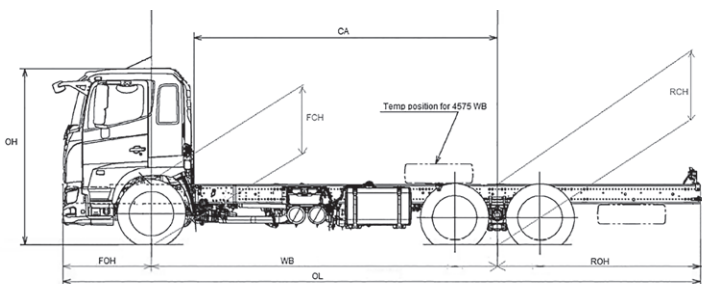
CAB INTERIOR

| | | |
|-------------------------------|---|--------------------------------|
| Seating Capacity | Two (2) | |
| Driver's seat | ISRI 6860/870 NTS2 with integrated safety belt | |
| Assistant's Seat | Fixed High-back, reclining | |
| Seat Covering | Fabric cover | |
| Seat belts | Driver's seat | 3-point Lap/Sash type with ELR |
| | Assistant's seat | |
| SRS airbag and pre-tensioner | Driver side | |
| Sun visor & overhead consoles | Driver & side passenger | |
| Sleeper berth | ADR 42 Capable | |
| Multimedia unit | 10.1" UXGA capacity touch screen, wireless Apple CarPlay and Android auto compatible, AM/FM+RDS/DAB + radio, Bluetooth 5.0 phone and audio, input for up to 6 cameras, USB 2.0 and 3.0, 2.4 Ghz Wi-Fi enabled | |
| Automatic climate control | Equipped | |
| Central & remote door locking | Equipped with Immobiliser | |
| Power windows | Equipped | |
| Drivers footrest | Equipped | |
| Driver's seat back pocket | Equipped | |
| Centre document tray | Equipped | |
| Cup holders | Within centre tray & door pockets | |
| Tool kit & Jack | Equipped | |
| LED courtesy & reading lights | Equipped | |

INSTRUMENTATION & CONTROLS

| | |
|---|---|
| Multi Information Display (MID) | Meters & Gauges |
| Safety feature settings | Speedometer |
| General information settings | Tachometer |
| Eco driving | Air Pressure gauges x 2 |
| DPR filter gauge | Dash mounted switches |
| Cruise control settings | Climate controls |
| LCD Display | LDWS off |
| Date & Time | PCS off |
| Battery warning | VSC off |
| Drivers seatbelt warning | Headlight leveller |
| Coolant | Hazard lights |
| Fuel & AdBlue® gauge | DPR manual regeneration |
| ODO, trip & hour meters | ECAS height control (Air suspension models) |
| Steering wheel & Column controls | Heated mirrors |
| MID setting | Idle up |
| Cruise control settings | Powered mirror control |
| Hands free phone | Inter axle & Differential Cross Locks |
| Lights & Indicator | Brake Sync |
| Engine brake & wiper washer | |


A front-facing view of a white Hino truck. The truck features a large chrome grille with the Hino logo in the center. The headlights are prominent on either side of the grille. The bumper is black with 'HINO' written on it. The truck has large side mirrors and a black roof rack. The background is a plain, light gray.



WARRANTY

| Heavy Duty Model | Standard warranty (whichever comes first) | Engine component warranty (whichever comes first) | Cab corrosion perforation |
|------------------|--|--|---------------------------|
| 700 FS 2636 | 3 years or 500,000km | 60 months or 750,000km | 36 months |

Genuine parts or accessories warranty – 3 years unlimited kilometres when fitted by an authorised Hino dealer *



Important notice. Hino Trucks are distributed in Australia by Hino Motor Sales Australia Pty Ltd A.C.N. 064 989 724. All efforts have been made to ensure the information contained in this brochure was correct at time of printing or uploading. Hino Motor Sales Australia Pty Ltd reserves the right to alter any details of the specifications & equipment without notice. Hino in so far as it is permitted by law to do so, shall not be liable in any way as a result of any reliance placed by any person on anything contained in this brochure. You should therefore check with your authorised Hino dealer at the time of ordering your motor vehicle to ensure that colour, specifications, equipment, design features & options are available for the vehicle you are ordering. Please note that some options may only be available in combination with others. Authorised Hino dealers will on request provide up to date information on all accessories, design features, prices & availability.